


# MT SERIES 8S

## MAIN FEATURES

### Commercial Embroidery Machines

*+ With intuitive 8" high definition true color touch screen system*






# Single + multi-head solutions

## TECHNICAL SPECIFICATIONS

Models	Needles	Heads	Net Weight	EMB Area	Machine Size	LCD
MT-1501	15	1	145 kgs / 320 lbs	560 x 360mm 22 x 14 in	830 x 770 x 1600 mm 33 x 30 x 63 in	8 in
MT-1201	12	1	145 kgs / 320 lbs	560 x 360mm 22 x 14 in	830 x 770 x 1600 mm 33 x 30 x 63 in	8 in
MT-1502	15	2	190 kgs / 419 lbs	560 x 360mm 22 x 14 in	1430 x 770 x 1600 mm 56 x 30 x 63 in	8 in
MT-1202	12	2	190 kgs / 419 lbs	560 x 360mm 22 x 14 in	1430 x 770 x 1600 mm 56 x 30 x 63 in	8 in



AVAILABLE WITH 12 OR 15 NEEDLES

## Main features

### GREAT FOR BULKY ITEMS

- Suitable for embroidery on flats, caps, finished garments and more!
- Perfect for established or home businesses
- High Definition True Color 8" LCD Touch Screen
- Maximum embroidery area: 560mm x 360mm, or 22" x 14"
- Newly developed small sewing arm for high-quality embroidery on caps and small items
- Heavy duty steel stand with wheels to ensure both stability and mobility
- Thread break detection
- Maximum speed: 1200 SPM (for 1-head) / 1000 SPM (for 2-head)
- Memory capacity: 20 million stitches or 200 designs
- External 100° button and trimming button



AUTOMATIC COLOR CHANGE



THREAD BREAK DETECTION



8" USER-FRIENDLY TOUCH PANEL



270° WIDE ANGLE CAP SYSTEM

*Suited for all embroidery types*

# MT-1501



- Automatic thread trimmer
- Machine reads multiple design formats, such as DST, DSB and more
- 270° wide angle cap system
- Environmentally friendly packaging
- Networkable and Wi-Fi capable
- Automatic color change
- One-step tracing button on home screen
- Servo motor 150W – lowest power consumption in the industry!
- Built-in universal power supply, 110V/60Hz and 200V/50Hz self-adaptable worldwide
- DC36V micro-step motor for X & Y axis driving to ensure low noise and less vibration
- Automatic memory retention

- Easily add appliqué, sequin, boring or cording
- Built-in button from 172° to 196° under manual color change mode, a great help for machine maintenance
- Frame offset and frame outlining available for easy appliqué embroidery
- Adjustable control panel positioning for better visibility and comfort
- Recessed USB port to protect USB flash drive
- Compatible with optional laser tracing device
- Emergency stop button
- Multiple hoop sizes for a variety of embroidery needs
- Multiple languages: English, Chinese, Spanish, Portuguese, Turkish, Dutch, French, German, Russian, Vietnamese, Thai, Arabic and more
- Wide overhead arm system for easy embroidery on bulky items

*Intelligent technology*

*Wide overhead arm system*



# MT-1502/MT-1202

## SUITABLE FOR STARTUPS AND EXPANDING EMBROIDERY BUSINESSES

The multi-head MT model, the MT-1502/MT-1202, can do everything the single-head can do – in half the time.


The two-head model is ideal for apparel businesses with a steady flow of orders.



Tension arm guards for added safety



Capable of embroidering large areas with a sash frame






# Double your production

DOUBLE YOUR OUTPUT IN HALF THE TIME!

The MT-1502/MT-1202 cuts production time in half and produces twice as many items as its single-head counterparts.

The machine is perfect for doubling production on caps, bags, flats, finished garments and more!



Embroider more  
in half the time










Suitable for all  
embroidery types

# Hoops and cap attachments included

## 11 HOOPS OF DIFFERENT SIZES + SASH FRAMES (MT-1501)

The MT Series is built with a large working area for embroidery on bulky items, while its small sewing arm is suitable for smaller, hard-to-embroider areas. Popular among startups, the MT can embroider on anything from bags and totes to towels and drapery.

Hoop	Dimensions	MT-1501	MT-1502
	90mm round (9cm, 3.5")	(x2)	(x4)
	120mm round (12cm, 4.7")	(x2)	(x4)
	150mm round (15cm, 5.9")	(x2)	(x4)
	200mm round (20cm, 7.9")	(x2)	(x4)
	290 x 290mm square (29cm, 12")	(x2)	(x4)
	540 x 350mm oval (54 x 35cm, 21 x 14")	(x1)	(x2)
	540 x 350mm sash frame (54 x 35cm, 21 x 14")	(x1)	(x1)

\*21"x14" sash frame included in US only, optional worldwide





*Embroider any  
cap with ease with  
our cap system  
that comes with all  
machines!*



## CAP ATTACHMENTS INCLUDED

Embroider any cap with ease with the machine's 270-degree wide angle cap system. Each MT Series is suitable for cap embroidery and includes all the necessary cap attachments to get started.

Model	Cap rings	Hoop station	Cap driver
MT-1501	2	1	1
MT-1201	2	1	1
MT-1502	4	1	2
MT-1202	4	1	2



CAP RING



HOOP STATION



CAP DRIVER



# Panel features

## TECHNICAL SPECIFICATIONS

- Easy to operate, user-friendly interface
- New ergonomic touch screen allows easy and comfortable operation by right hand thumb
- Preset hoop parameters, which are designed to avoid hitting hoop frames
- Automatic color change
- Optional camera positioning device
- Built-in factory mode, standardizing outgoing quality control process
- Built-in 172° and 196° keys for easy machine maintenance
- Frame offset/frame outlining available for easy appliqué embroidery
- Adjustable control panel positioning for better visibility and comfort
- One-step tracing button on home screen
- 3D design view for better visibility
- Machine parameters can be exported and imported for easy maintenance
- New needle path key optimizes embroidery production
- Built-in screenshots function
- Built-in file management system
- Easily add appliqué, sequin, boring or cording
- External 100° button and trimming button
- Automatic thread trimmer
- Networkable and Wi-Fi capable
- Thread break detection
- Multiple languages: English, Chinese, Spanish, Portuguese, Turkish, Dutch, French, German, Russian, Vietnamese, Thai, Arabic and more
- Optional laser trace device available

*User-friendly interface*

*Better visibility*

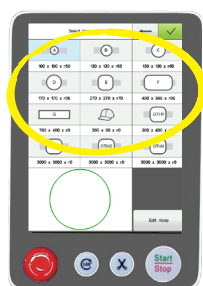
*Ergonomic design*



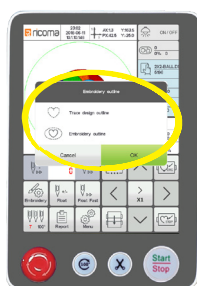
# High Definition True Color 8" LCD

## USER-FRIENDLY INTERFACE FOR EFFICIENT OPERATION

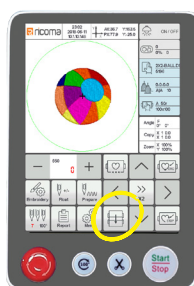
The intuitive High Definition True Color 8" LCD Touch Screen displays a clean interface with easy one-step commands for simple operation and a pleasant user experience.



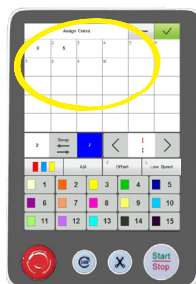
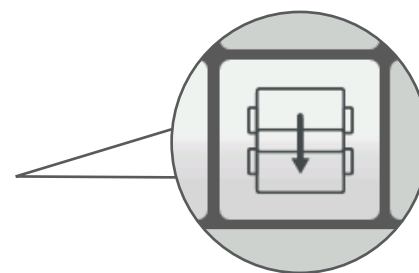
PRESET HOOPS



ONE-STEP TRACING



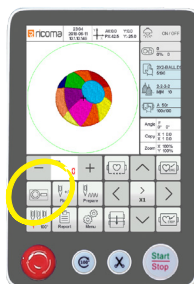
ONE-STEP APPLIQUÉ



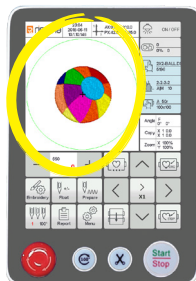
EASY COLOR SELECTION



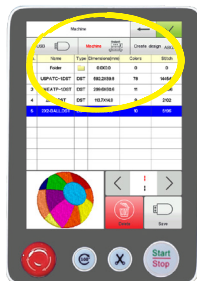
ON-BOARD LETTERING



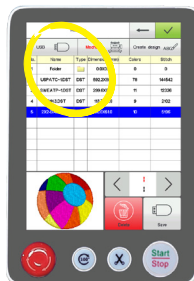
OPTIONAL CAMERA



3D DESIGN VIEW



EASY DESIGN SELECTION




FILE FOLDER MANAGEMENT

*Multiple languages:  
English, Chinese,  
Spanish, Portugese,  
Turkish, Dutch, French,  
German, Russian,  
Vietnamese, Thai,  
Arabic and more.*

# Wide overhead arm system

## PERFECT FOR EMBROIDERY ON BULKY ITEMS

The MT Series sports a large working area suitable for bulky items such as bags, totes, towels and drapery. Designed with a wide overhead arm system, the machine allows deeper clearance beneath the hoop to simplify embroidery on bulky items.

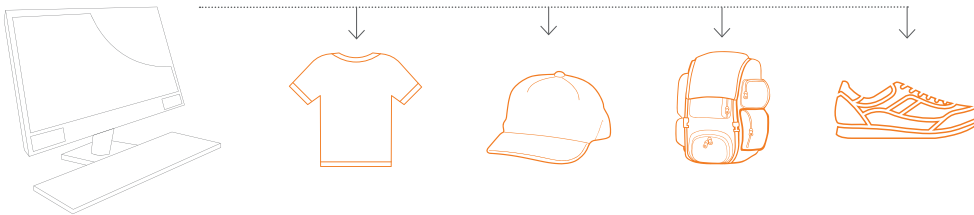




# Network Technology

## FLEXIBLE PRODUCTION SYSTEM

Using advanced network technology, users can link together as many Ricoma MT Series as desired to create an extremely flexible production system. Embroider the same design on all of your machines at the same time or embroider different designs on individual machines simultaneously.



# Extended embroidery area

FLAT TABLE MT-2214 | EXTENDED TABLE MT-4814-1 | FLAT TABLE MT-2214-2

The MT extended table and sash frame is perfect for embroidery on oversized items such as drapery, blankets, banners, mattress borders, wedding dresses, quilt covers and much more.

Models	Embroidery area
Flat Table MT-2214 (MT-1501)	Sash frame embroidery area: 50x35cm (22"x14")
Extended Table MT-4814-1 (MT-1501)	Extra large sash frame embroidery area: 120x35cm (48"x14")
Flat Table MT-2214-2 (MT-1502)	Sash frame embroidery area: 50x35cm (22"x14") per head (x2)


*\*Tables and sash frames listed above optional worldwide. Flat tables included in the U.S. only.*



FLAT TABLE MT-2214



SASH FRAME FOR SINGLE-HEAD EXTENDED TABLE MT-4814-1



*Larger  
embroidery  
designs in a  
single run!*



FLAT TABLE MT-2214-2

# Startup package

## EQUIPPED WITH ALL THE ATTACHMENTS TO GET STARTED RIGHT AWAY

The MT Series is ideal for embroidery on caps, bags, denim, finished garments and plenty more. Available in one and two heads, the MT Series is perfect for both startups and businesses looking to expand their production.




### HEAVY DUTY STEEL STAND

Each MT includes a heavy duty steel stand to support the machine. The stand's wheels assist with mobility and portability



### HIGH DEFINITION TRUE COLOR 8" LCD TOUCH SCREEN + PANEL

The modern touch screen interface and ergonomic panel allow for a user-friendly experience.



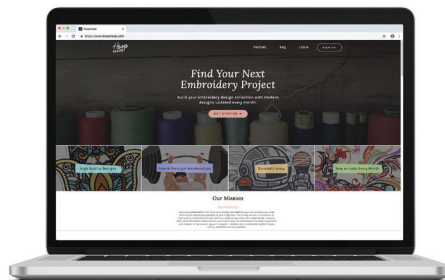
### CHROMA SOFTWARE

Chroma, Ricoma's new proprietary software, is designed to allow both the novice and experienced digitizer to create even the most intricate designs with ease and speed.



### AMANN STARTER KIT

Each starter kit comes with 20 spools of 100% polyester thread, two spools of metallic thread, a 144-piece box of pre-wound bobbins, two needles and four types of backing. \*Items may vary.



### THREE-MONTH SUBSCRIPTION TO HOOPMADE

You will get the highest tier subscription, which includes access to premium designs in multiple sizes, cap designs, 3D puff designs, and patch designs.



### TRAINING AND SUPPORT

Ricoma provides free hands-on training with the purchase of any embroidery machine. Our customer support is available 7 days a week and after hours.


\*The above-mentioned items are included in the startup package only when purchased directly from our U.S. Headquarters – Ricoma International Corporation.



# Optional add-ons


BROADEN YOUR POSSIBILITIES WITH THESE AFFORDABLE AND EASY-TO-USE ADD-ONS!

These attachments make hooping and adding embroidery effects a breeze. Embellish your designs with sequins, boring or cording; or use specialty hoops for all embroidery needs.



## SEQUIN DEVICE

Attach the optional sequin device to your embroidery machine for a pop of sparkle to your embroidery and a quick and easy fill.



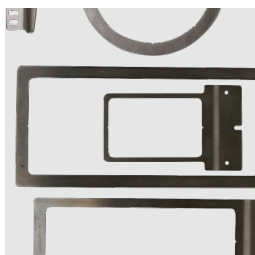
## BORING DEVICE

This device punctures holes into embroidered designs and encloses the raw edges with stitches to create a beautiful effect within minutes.



## CORDING DEVICE

Easily create an embroidery effect with the cording device, which lays cord on fabric and attaches the cord with transparent zigzag stitches.




## 8-IN-1 DEVICE

Designed for non-hoopable, difficult items such as shirt pockets, socks, backs of caps, shirt sleeves, collar tips and more.



## ROBOT FRAME

Embroider on difficult-to-embroider and unusually shaped items such as bags, pockets, shoes and purses with the robot frame.




## BELT HOOP

With an 8-inch x 4-inch embroidery area, the belt hoop allows ample room for embroidery on belts and straps.



## MIGHTY HOOP

With a wide variety of hoop sizes to choose from, these magnetic hoops make it quick and easy to hoop.



## HOOPMASTER

The easiest to use embroidery hooping aid on the market, the HoopMaster is custom-made for your hoops, so there is no hardware to adjust.



## LASER DEVICE

With this easy-to-install tracing tool, there's no more hitting hoops — just simply watch the laser pointer trace the design in seconds.



THINK BEYOND

[www.ricoma.com](http://www.ricoma.com)



[facebook.com/ricoma.us](https://facebook.com/ricoma.us)



[youtube.com/ricomamiami](https://youtube.com/ricomamiami)



[pinterest.com/ricomahq](https://pinterest.com/ricomahq)



[instagram.com/ricomahq](https://instagram.com/ricomahq)



[twitter.com/ricomahq](https://twitter.com/ricomahq)

**Ricoma Headquarters in USA**

**Ricoma International Corporation**

3450 NW 114th Ave., Miami, FL 33178, USA

TEL: (305) 418-4421 | FAX: (305) 418-5036

Toll Free: 1-888-292-6282

Website: [www.ricoma.us](http://www.ricoma.us) | Email: [info@ricoma.us](mailto:info@ricoma.us)

**Ricoma Factory in China**

**Ricoma (Shenzhen) Co., Ltd.**

Baochangli Industrial Park, Jinlong Road 3,

Shenzhen, P.R. China (Post: 518118)

TEL: +86-755-2585-7576 | FAX: +86-755-2585-7773

Website: [www.ricoma.cn](http://www.ricoma.cn) | Email: [info@ricoma.cn](mailto:info@ricoma.cn)